

CABINET	AGENDA ITEM No. 7.2
29 MARCH 2010	PUBLIC REPORT

Cabinet Member(s) responsible:	Councillor David Seaton, Cabinet Member for Resources	
Contact Officer(s):	Christina Wells; Head of Strategic Improvement and Partnerships Division	Tel. 863604

PERFORMANCE MONITORING REPORT – QUARTER 3 2009/10

R E C O M M E N D A T I O N S	
FROM : Corporate Management Team (CMT)	
Cabinet is requested to note performance against the Local Area Agreement priorities for the third quarter of 2009/10.	

1. ORIGIN OF REPORT

1.1 This report is submitted to Cabinet following a referral from CMT.

2. PURPOSE AND REASON FOR REPORT

2.1 The purpose of this report is to provide Cabinet with an overview of quarter 3 (October 09 – December 09) performance against the targets and indicators in the Local Area Agreement.

2.2 This report is for Cabinet to consider under its Terms of Reference No. 3.2.1 'to take collective responsibility for the delivery of all strategic Executive functions within the council's Major Policy and Budget Framework and lead the council's overall improvement programmes to deliver excellent services'.

3. TIMESCALE

Is this a Major Policy Item/Statutory Plan?	NO
---	-----------

4. PERFORMANCE MONITORING REPORT – QUARTER 3 2009/10

4.1 Creating Strong and Supportive Communities

The recent reduction in serious acquisitive crime has continued this quarter, with continued reduction in vehicle crime in addition to reduced numbers of burglaries. Whilst the levels of robbery remain higher than its target, quarter 3 has shown improvement, with December seeing the lowest level of robbery for 7 months.

Road safety is a key area of activity for the SaferPeterborough Partnership (SPP). Although due to reporting time-lags there has not yet been any data for December, the numbers of people killed or seriously injured on Peterborough's roads in 2009 is anticipated to be close to last year's levels. In addition, the number of fatalities has fallen, despite the severe weather experienced in the early and late months of 2009.

Key areas of strong performance

- Serious acquisitive crime has fallen in Peterborough, with levels of vehicle crime and burglary improving
- Place survey results suggest that the number of our citizens who feel that they belong to their neighbourhood is increasing
- A solution centre focusing on engagement with communities has led to innovative solutions
- Delivery of Great Eastern Run with over 5000 entrants

Areas of current focus for improvement

- Secondary arson levels remain a concern, despite a fall in December
- The number of people seriously injured on Peterborough's roads has remained at similar levels to last year
- The number of assaults in Peterborough has increased from the previous quarter

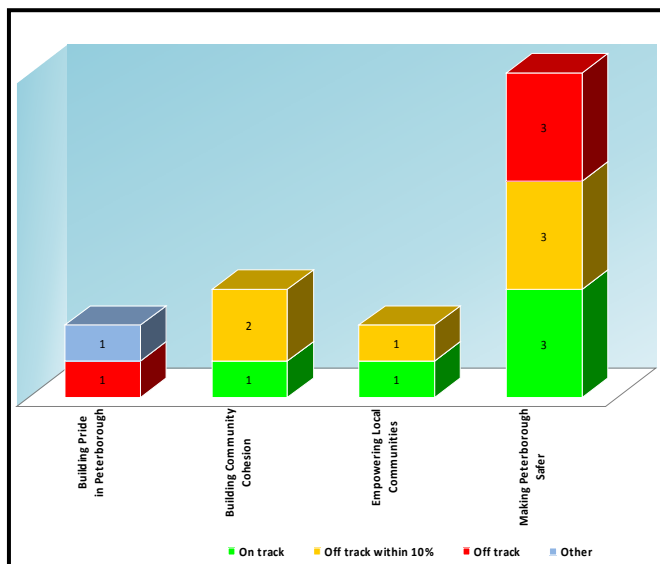
After higher levels in quarter 2, tackling violent crime has been a focus for the SPP in quarter 3. The closure of New Road, identified as a hotspot for alcohol-related violent crimes, during the evenings in the Christmas period has seen a reduction in the number of incidents in this vicinity and has been considered a success. In addition, daily management meetings within Cambridgeshire Constabulary are reviewing each incident of violent crime to ensure that there is a robust approach to preventing these crimes.

Good progress is being made with work to bring

Peterborough's diverse communities together. The festive season saw a large amount of community events including those based around Christmas and Diwali which were well-attended by people from different backgrounds. In addition, latest results from the Place Survey suggest that there has been a slight increase in the number of people who believe those from different backgrounds get on well. Our work on Preventing Violent Extremism work is now being recognised nationally as good practice. There is real engagement from groups such as the Muslim Community Reference Group and we are being asked to present to a variety of conferences.

Improvement activities in Quarter 4

- Arson Investigation Unit has been set up to work as part of the Safer Peterborough Partnership Team.
- Community planning process to continue, providing communities with input into actions within their areas.
- The SaferPeterborough Partnership has commissioned an action plan to specifically address recent increases in robbery levels



The full neighbourhood management team is now in post and are recording a significant number of early examples of joined up working through a neighbourhoods approach. Additionally, there have now been two full rounds of Neighbourhood Council meetings, with varying degrees of public attendance and participation. As part of the Neighbourhood Management model, a comprehensive community planning process has begun which will lead to the development of a prioritised and evidenced plan for activity in each of Peterborough's localities.

Five of the priority's 16 indicators are currently on track against their targets, with four off track. Compared to quarter two there are now four indicators considered to be off track, compared to only one previously. Overall this priority has declined slightly from the previous quarter.

4.2 Creating the UK's Environment Capital

Peterborough continues to focus on climate change with a number of initiatives making positive contributions to the city's ambition to become the UK's Environment Capital.

Work has continued to raise citizens' awareness of their own impact on the environment. The launch of Peterborough's Heat Loss Study has helped residents to gain an indication of their home's carbon footprint, and since its addition to the council's website has been accessed by over 6000 residents. The next stage of the study will see a handheld camera used to capture heat loss information from rural communities. Commencing in February, the Community Energy Challenge project has been set up by the newly-established Werrington Footprint group and the city council's climate change

Areas of current focus for improvement

- The number of people using the city's buses has reduced over the first half of 2009/10
- Reports of fly tipping have increased compared to last year
- Peterborough is currently missing its CO₂ emissions reduction targets
- The levels of recycling and waste being sent to landfill have not met their quarterly targets

Key areas of strong performance

- Street inspections have shown that Peterborough's streets are clean, with low levels of litter, detritus and graffiti
- The city's environmental goods and services sector continues to grow
- Peterborough's schools have developed School Travel Plans to encourage their children to use sustainable transport
- The environmental awareness of Peterborough's citizens is high thanks to effective education and promotion of the sustainability agenda
- We manage our wildlife sites effectively

team, and is funded by Improvement East. Fifty volunteer residents will be given energy monitors to see which household can

achieve the greatest reductions in energy and subsequent energy costs within an allotted time. This will help to raise awareness of energy consumption for the participants as well as being a high profile project to raise awareness in the local community. This pilot project will be extended to the rest of the city later in the year.

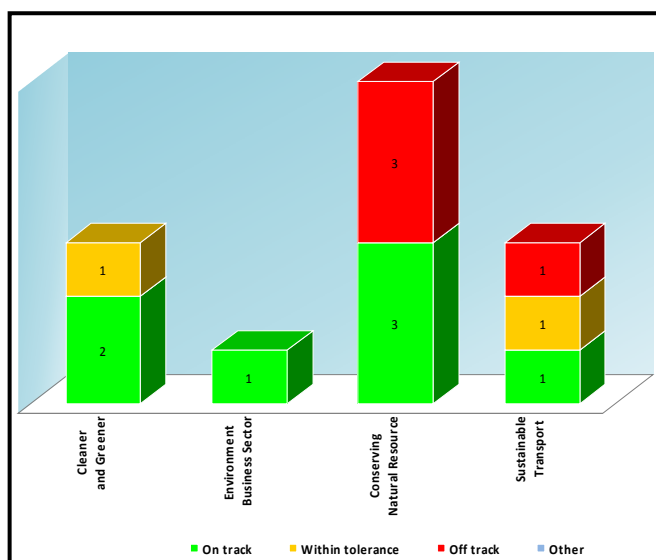
An eight-week trial to divert waste material from landfill to

become Refuse Derived Fuel was completed at the end of December – this had the effect of decreasing waste sent to landfill by 2.2%. The level of recycling rejected due to contamination has also decreased significantly to six per cent in December, showing an improvement in the quality of materials collected and the value of our education campaigns. Whilst this has not yet brought our levels of recycling back on target, this is an improvement in an area that has negatively affected our performance earlier in the year. Waste collections have moved to a four-day week, providing a more efficient service to householders. Letters to residents informing them of this change also contained recycling information in order to reiterate the message and importance of 'clean' recycling.

Improvement activities in Quarter 4

- Introduction of 'smart card' technology will help to improve convenience and reliability of buses
- A new fly tipping action plan has been created and will be implemented
- Further surveying of rural communities will identify areas of high CO₂ emissions
- Two officers have been recruited to engage with communities that have low recycling rates

Despite these positives there are some areas in which we need to improve. Quarter 2 figures received from Stagecoach show that the number of bus passenger journeys taken in the city has fallen compared to the first



half of last year; initial exploratory work suggests that the economic downturn and number of jobs lost in the city have affected the number of journeys being taken. Planning is underway to identify actions that will help to reverse this decline. Passenger Transport and Travelchoice continue to work on the promotion of buses, cycling and walking. New cycling and walking leaflets are currently being prepared and rural area guides have been released. Cycle promotions have included a large floor vinyl cycle map in the Queensgate Centre and a 'using cycle lights' campaign with the local police.

Seven of the priority's 13 indicators are currently on track against their targets, with four off track. This compares well to quarter two where only four of the indicators were on track. Overall this priority has improved from the previous quarter.

4.3 Creating Opportunities, Tackling Inequalities

Overall performance against this priority is somewhat mixed, with a number of areas of success being tempered by some important areas where improvement is needed.

A key area of success recently has been the release of validated Key Stage 2 data, which showed that we are meeting our targets for Peterborough's children progressing by two levels from KS1 in both maths and English. Maths results were particularly pleasing with Peterborough being ranked 45th of 153 local authorities for boys at KS2

Although the number of children achieving 5 A*-C grades at GCSE (including English and Maths) has increased from last

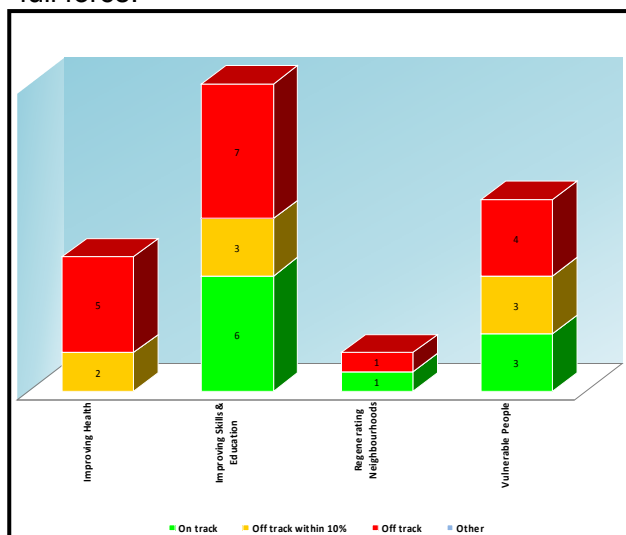
year, we are still below the national

average. Plans for addressing this risk include working with all of the city's secondary head teachers to support poorly performing schools, challenging and intervening in our 4 most needy secondary schools and employing rigorous quality assurance procedures ensuring the team are 'doing the right things, in the right schools at the right time'.

The Health and Wellbeing Partnership Board is actively challenging and supporting the delivery of improvements in healthy lifestyles which will contribute to a number of our indicators, in particular those around healthy eating, alcohol misuse, smoking

cessation and exercise. Although the level of people helped to quit smoking is marginally off target, there is confidence that by the year end we will be on track, thanks to targeted work during quarter 4, particularly in the run-up to No Smoking Day on March 10. However, it is recognised that a number of the key areas of risk within this priority, including childhood obesity and mortality rates, require long-term focus as opposed to gaining 'quick wins'.

The number of adults participating in sport and active recreation has fallen in quarter 3, although the overall use of council-run facilities for the entire year is only marginally below its targets. Quarter 3's figures were particularly affected by the poor weather in December which led to a large amount of cancelled bookings – although January is expected to show an upturn as it is traditionally a peak month with New Year's resolutions in full force.



Teenage pregnancy remains a concern in Peterborough – although our rate is decreasing it is not doing so quickly enough compared to either last year's figures or our LAA targets. A Sexual Health needs assessment, providing a holistic view of sexual health provision in Peterborough will inform future commissioning and help to tackle some of the problems around this area – this is due to be completed in March 2010.

Ten of the priority's 35 indicators are currently on track against their targets, with 17 off track. There are an additional 5 indicators now considered to be off track this quarter. Overall, this priority has declined from the previous quarter.

Key areas of strong performance

- We have exceeded expectations and targets for children progressing between KS1 and KS2 in English and Maths
- Funding secured to run three courses to improve employability of local residents
- Peterborough is above its target for providing stability for children in care.
- We have been rated better than the national average at providing services for disabled children

Areas of current focus for improvement

- Children achieving 5 good GCSEs has shown an increase but remains below target
- Levels of alcohol-related hospital admissions remain higher than last year
- Our teenage pregnancy rate is not decreasing as quickly as required
- The amount of young people not in education, employment or training has remained high due to the economic downturn

Improvement activities in Quarter 4

- A Children's Trust workshop in January 2010 will ensure that improving learning outcomes are owned by all Children's Trust partners
- Health workers have been recruited and trained to work within communities and improve health of residents.
- The Future Jobs Fund continues to provide opportunities to get young people back into work with over 80 new positions due to begin in quarter 4

4.4 Substantial and Truly Sustainable Growth

Although the UK has officially moved out of recession, the mood about Peterborough's local economy remains one of cautious optimism. However, a recent EEDA report has suggested that Peterborough is well-placed to emerge from recession faster than other parts of the UK, even though it is recognised that full economic recovery will be a long-term process.

Due to the national economic downturn, central government has allowed the renegotiation of four National Indicators relating to the city's economic prosperity. The review process allows targets for these indicators to be renegotiated based around figures that remain challenging, yet achievable in the current economic climate. The recommendations from this process are due to be signed off in February 2010 and Peterborough's LAA document will be refreshed and resubmitted in March.

Areas of current focus for improvement

- The city's overall unemployment rate is significantly higher than the national and regional averages
- A high number of vacant shop frontages remain in the city centre and district centres

Key areas of strong performance

- It is anticipated that we will exceed the target figure for the overall number of new homes provided by end of March 2010
- By the end of quarter 3 we have already exceeded our annual LAA target for the delivery of affordable homes
- Footfall in Queensgate centre was almost 30% above its target for the quarter

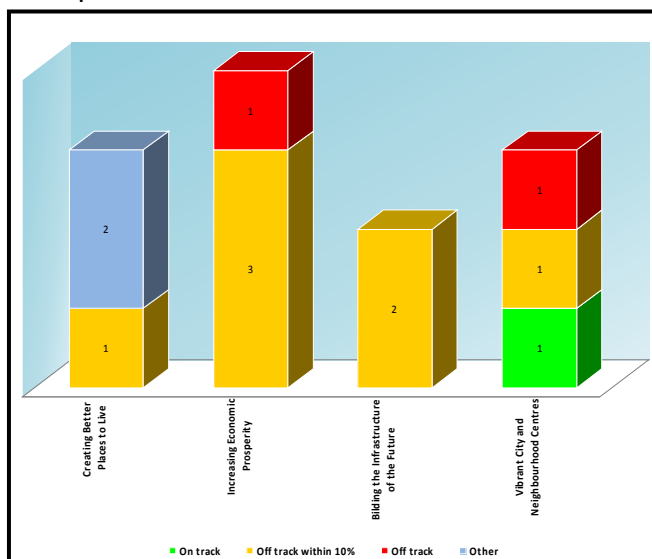
To assist with this process, there has been a restructure of the way in which growth is delivered in Peterborough. Opportunity Peterborough will focus on economic growth and development, including upskilling the city's workforce and promoting the city to businesses. PCC will house a new Delivery team which will focus on physical growth and regeneration of the city. Finally, the new Peterborough Delivery Partnership will be created to put these ideas into practice, by attracting investment and effectively managing programmes to be delivered on time and within budget for the benefit of the city.

Despite the economic downturn, Peterborough is continuing to grow. The number of new homes delivered in the city reached 2/3 of its yearly total by the end of quarter 2, and although monitoring of sites was hampered by poor weather in December and January it is anticipated that the end of year figure will be met and exceeded. The provision of affordable homes has also continued to perform well, and our yearly LAA target has already been exceeded.

Improvement activities in Quarter 4

- Stock Condition Survey due for completion, which will provide an overview of the amount of 'decent homes' in Peterborough
- Review and refresh of economic prosperity indicators to be completed, allowing renewed focus for the city to meet achievable targets

The number of visitors to Peterborough's city centre in quarter 3 vastly exceeded expectations, with the Queensgate centre seeing over 5.2 million visitors during this period – with over 2.5m in December alone. Although there are still a high number of empty shop frontages in Peterborough city centre many of these are being put to alternative use, with the opening of the new Destination Centre in Bridge Street in November and the Women's Enterprise Centre in February 2010.

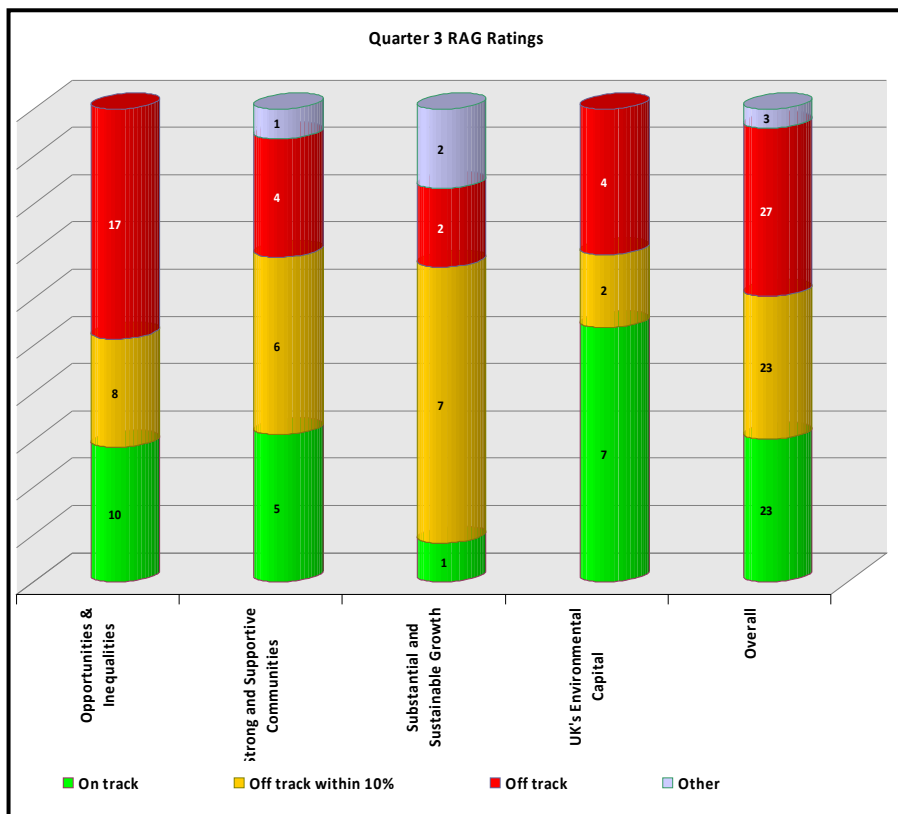


Only one of the priority's 12 indicators is currently on track against its target, with two off track.

As a consequence of the restructuring as detailed above, there have been problems with reporting across the contributors for this priority - though this is currently being resolved. Once the restructure is implemented it is anticipated that performance will improve.

4.5 The overall picture...

Quarter 3 has shown that our overall situation is very similar to that at the end of quarter 2, though there has been a slight decline in our overall RAG ratings.

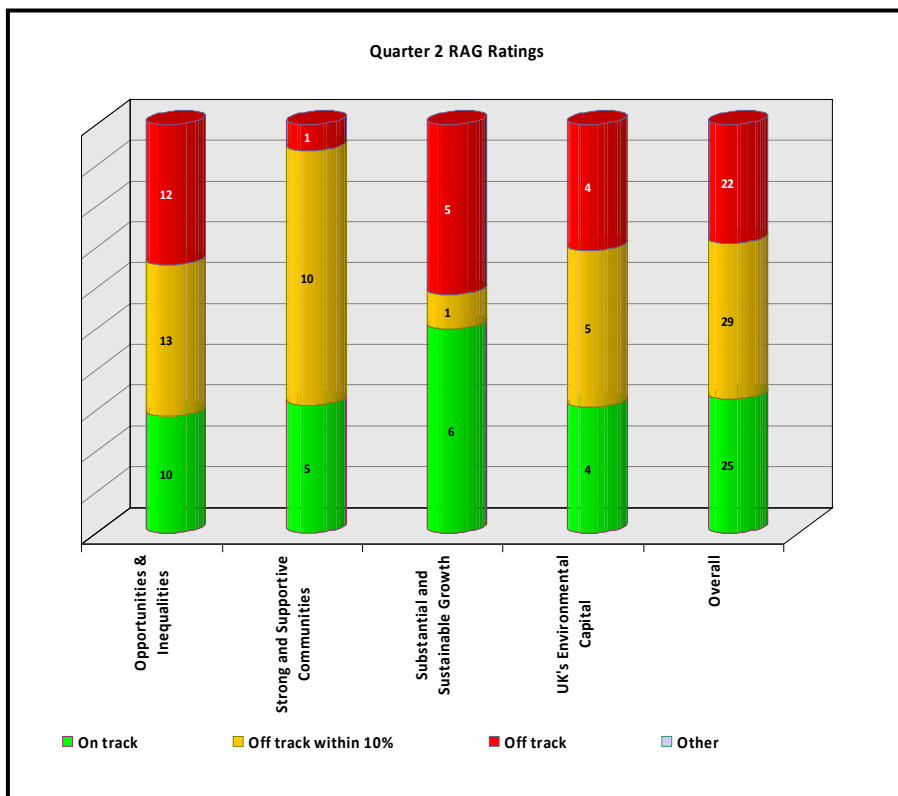


Opportunities and Inequalities has shown a decline, with 5 more indicators rated as 'red' than during quarter 2. A number of these are in the 'Improving Health' outcomes and have long-term action plans in place to tackle prevalent health inequalities.

Strong and Supportive Communities has seen a decline from quarter 2. There are an additional 3 indicators rated as 'red' although this now includes indicators measured through the Place Tracker Survey, for which data had not previously been available.

Substantial and Sustainable Growth has shown a decline since the previous quarter. However, it is anticipated that with the target re-negotiation process with GO-East being completed in February new targets will be more achievable. There have been issues around securing quantitative data for a number of indicators within this priority which has made it difficult to assess the overall performance – these are currently being resolved.

Quarter 3 has seen an improvement in the Environmental Capital priority, although areas of concern remain around waste and recycling. Our street cleanliness, with regards to litter and detritus, continues to show excellent results after two of the three annual inspections.



5. CONSULTATION

Consultation has taken place with LAA Priority Directors, Outcome Lead Officers and members of CMT.

6. ANTICIPATED OUTCOMES

Cabinet is requested to note the contents of the report.

7. REASONS FOR RECOMMENDATIONS

The report is provided to Cabinet in order to enable informed discussion around areas of performance and accurately inform future decision-making.

8. ALTERNATIVE OPTIONS CONSIDERED

This report is presented for monitoring purposes.

9. IMPLICATIONS

Financial - none

Legal - none

Human Rights - none

Human Resources - none

ICT - none

Property - none

Procurement - none

LAA targets – update on performance included within the report.

10. BACKGROUND DOCUMENTS

Used to prepare this report, in accordance with the Local Government (Access to Information) Act 1985

Sustainable Community Strategy 2008-2021

Local Area Agreement 2008-2011

These documents can be found at www.gpp-peterborough.org.uk

This page is intentionally left blank